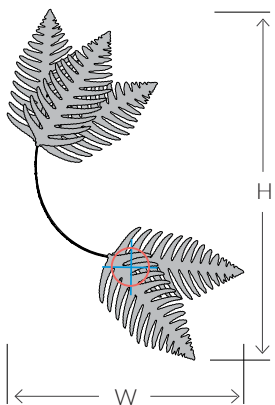
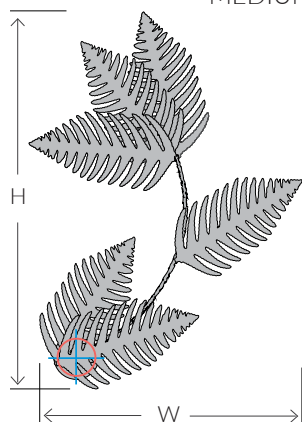


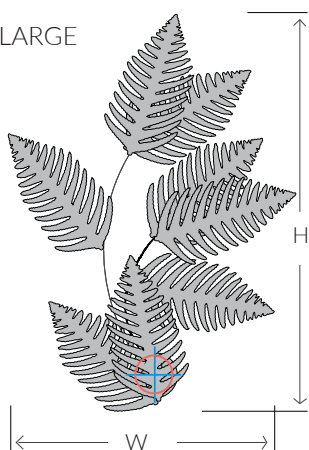
SMALL



MEDIUM



LARGE



Consult chart (right) for sizing

*The height of the wall light is taken from the lowest point of the fitting to the top of the wall light.

All our product are handmade, therefore variances may occur.

info@villaverdeltd.com

VILLAVERDE

LONDON

FERN

METAL WALL LIGHT 11236



SIZES*

Small 2 light	H 50cm H 11.8"	W 30cm W 19.7"	D 15cm D 5.9"	Kg 2 Lb 4.4
Medium 3 light	H 65cm H 19.7"	W 45cm W 25.6"	D 15cm D 5.9"	Kg 2.5 Lb 5.5
Large 3 light	H 70cm H 23.6"	W 55cm W 21.7"	D 15cm D 5.9"	Kg 3 Lb 6.6

*Bespoke size available

FERN WALL LIGHT CAN BE LEFT FACING OR RIGHT FACING

FINISHES AVAILABLE

Colour palettes available online.

INSTALLATION

Fixture requires on site assembly by a qualified electrician.

ELECTRICALS

LED bulbs - ADVISE LED Bulbs

Lightbulbs are not supplied.

UK

220V G9 bulb, 3/4 Watt LED per bulbs.

USA

120V G9 bulb, 3/4 Watt LED per bulbs.

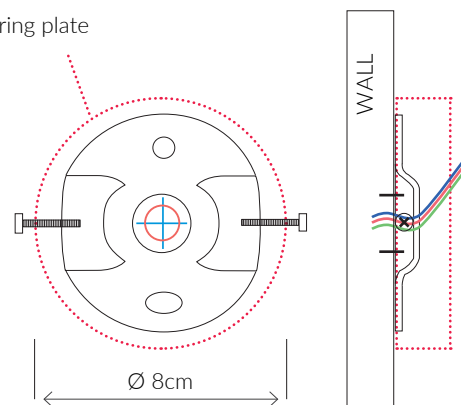
USA Regulations may affect the Design.

STANDARD

All lighting is made to CE standards

UL listing upon request

Wiring plate



SHADES

Shades are not available for this product.

www.villaverde.london